

HH LUX®

When nature meets interior design

the future
of stone.

Real stone, thin & flexible.
Slate for wall, light, and facade.


The INNOVATION:

Real stone, thin & flexible

Slate-Lite is an innovative **real stone veneer** that consists of an ultra-thin layer of natural stone and a backing reinforced with glass fibers or cotton.

We have developed a specialized process to extract many ultra-thin slabs from the most beautiful stone blocks in the world. Each of these slabs is a **unique piece**, handcrafted through over **12 processing steps**.

Despite its lightweight nature, *Slate-Lite* retains the **texture and appearance of a solid stone slab**. Our stone veneer is only approximately **1.5 mm thin** and even flexible.



DIN EN 15102:2011-12
DIN EN 15102:2008+A1:2011



MPA NRW.





Nordic Interior with Exclusive Lighting and Slate Cladding for decor design

At HH LUX, we specialize in creating and designing lighting and wall decorations using natural materials. We are deeply passionate about integrating nature into interior design in an ethical, sustainable, and timeless way, which is reflected in all of our products.

We offer unique, natural stone cladding with beautiful slate solutions, perfect for both commercial and private spaces. Whether for restaurants, hotels, reception areas, or other business premises, we create interior solutions with or without lighting that add a distinctive and aesthetic touch. Walldecorations with and without light. Here we take the nature right into the room.

HH LUX ApS

Helle Haslund Hollen /CEO and Director · Visti Hollen/Partner and Sale





SLATE|LITE

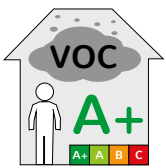
The all-rounder



Suitable for indoor & outdoor use ✓

Variable sizes up to 2.800 x 1.200 mm ✓

More durable than raw stone slabs ✓



Slate-Lite is a thin stone veneer with a fiberglass backing and a 100% natural stone surface. Despite its lightweight construction and a total thickness of only approximately 1.5 mm, it is extremely robust and durable.

Slate-Lite can be used both indoors and outdoors for wall cladding or as a backsplash in the kitchen. Even extraordinary living spaces made of stone in wet areas like bathrooms or showers are possible with *Slate-Lite*!




ULTRA|THIN^{eco+}

The flexibility marvel



- ✓ Three-dimensionally deformable
- ✓ Cuttable with scissors
- ✓ Total thickness < 1mm



UltraThin eco+ is an extremely thin and flexible real stone decor with a cotton mat as its base.

Thanks to its lightweight and minimal use of natural stone resources, it offers an environmentally friendly solution with CO₂-efficient transportation.

The natural mat on the back enables easy processing and opens up many new possibilities for interior applications and furniture construction.

With UltraThin eco+, you can even master complex custom shapes and challenging edge areas!

The UltraThin eco+ we also use for our lampshades in HH LUX



TRANSLUCENT

Eye-catching with luminosity



Different effects depending on the light source. ✓


Variable sizes up to 2.800 x 1.200 mm ✓

Suitable for any light source ✓

With our Translucent decors, we give the design a unique look, thanks to the **transparent backing material** on the backing!

The light-transmitting backside creates **unique lighting effects** when there is a light source behind the stone sheet, allowing you to create **extraordinary backlit objects!**

Depending on the type of light used, different effects can be achieved: you can use both cold and warm, or even colored light to create your **individual stone light object.**



LIGHTBOARDS

READY-MADE LED PANELS IN CUSTOM SIZES



The **all-inclusive package** with a guaranteed **WOW effect**:
Our **Lightboards** are **custom-made LED panels** featuring our light-transmitting stone veneers in **your desired size!**
High-quality LED strips create stunning lighting effects, available in either colorful RGB lighting or warm/cool white lighting.





YOUR NEW
**DREAM
BATHROOM**
MADE OF
NATURAL STONE

- ✓ Installable directly onto old tiles
- ✓ Nearly seamless thanks to XXL formats
- ✓ Water-resistant & durable

MODERN BATHROOM DESIGN

▶ STONE WALLS IN BATHROOM & SAUNA

Relax in your **new wellness oasis** and enjoy the natural textures and colors of your new stone wall in the bathroom. *Slate-Lite* is suitable for all types of wet areas, such as **bathrooms** and **showers**, as well as **saunas** and **pool areas**!





Decors from left to right ▶ Terra Noir horizontal, Blanco, Silver Grey, Rustique



QUICK & EASY
RENOVATION



The kitchen is the heart of your home. Rediscover your love for your kitchen and give the kitchen **backsplash** wall or the kitchen fronts the rejuvenation they deserve!

With **XXL formats**, even **seamless** and available in **custom dimensions**. If needed, it can also be installed **directly over old tiles**.

MODERN KITCHEN DESIGN WITH REAL NATURAL STONE

- ✓ Can be installed directly over old tiles
- ✓ Customized to your desired dimensions with XXL formats
- ✓ Durable & easy to maintain



FACELIFT FOR YOUR KITCHEN:
▶ BACKSPLASHES MADE OF REAL STONE



- ✓ UV-resistant & frost-proof
- ✓ More robust than raw stone slabs
- ✓ Water-resistant & easy to maintain

*Slate-Lite can easily be glued as a final top layer in an external Thermal insulation composite system on the facade!
The basic construction must be breathable.*

The basic construction of the facade is carried out without any special requirements according to applicable rules and standards.



OUTDOOR AREAS & FACADES

▶ ROBUST & ELEGANTS!



Whether as a design accent in the garden, as a natural privacy screen or as a complete natural stone facade: Slate-Lite is also your reliable partner for modern architecture in outdoor areas!

The easiest way to achieve your dream facade is to use the current facade, Here you simply adhere our frost-resistant stone veneer as the last top layer without any further changes!





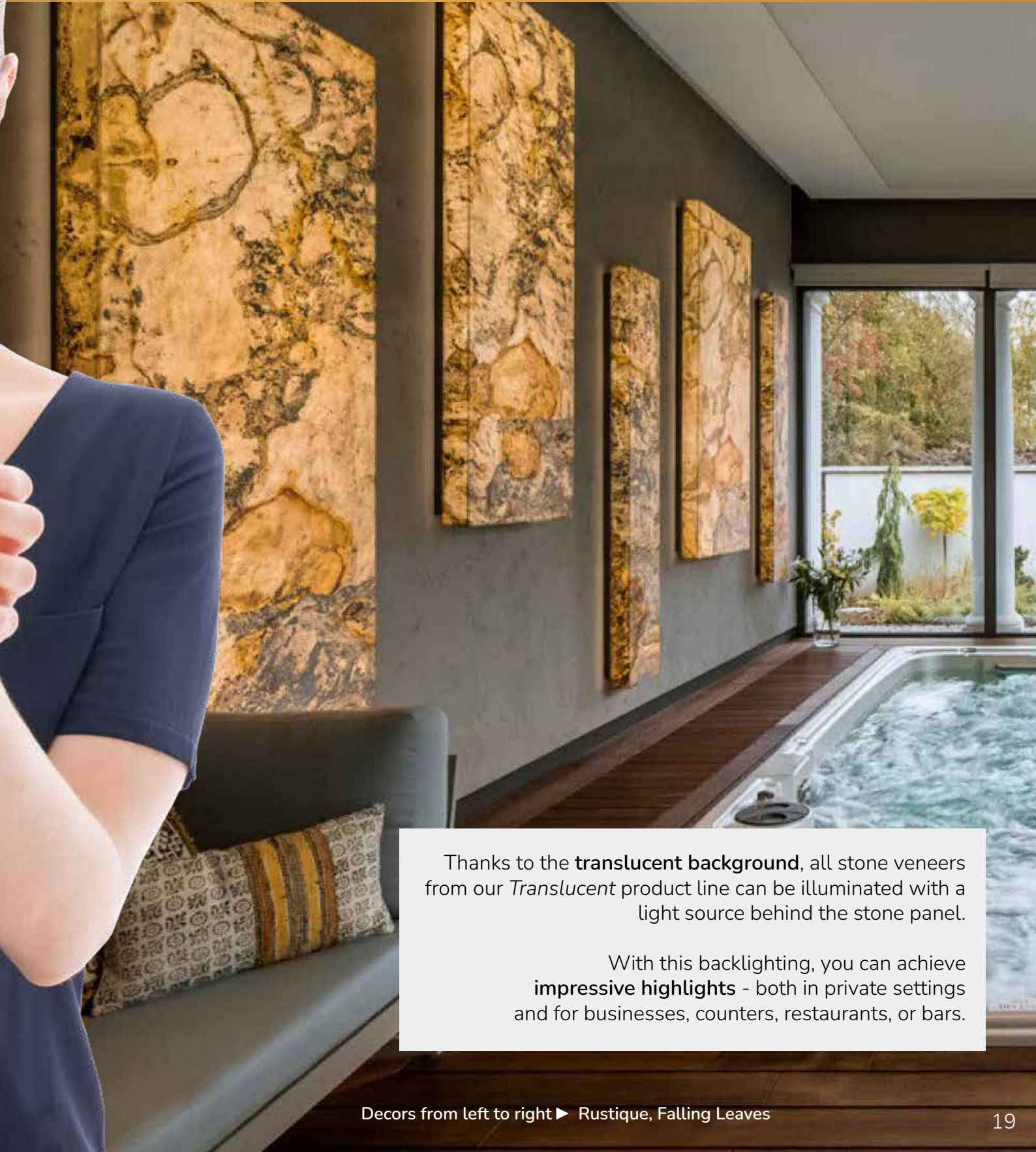
QUICK & EASY
RENOVATION



AMAZING LIGHT EFFECTS WITH BACKLIT STONE

- ✓ Various lighting effects possible
- ✓ Suitable for any light source
- ✓ Unique eye-catchers with lighting

LIGHT-PERMEABLE STONE: ▶ BECOME A LIGHT DESIGNER!



Thanks to the **translucent background**, all stone veneers from our *Translucent* product line can be illuminated with a light source behind the stone panel.

With this backlighting, you can achieve **impressive highlights** - both in private settings and for businesses, counters, restaurants, or bars.



Decors from left to right ▶ Falling Leaves



LIGHT & STONE: THE PERFECT COMBINATION WITH ENDLESS POSSIBILITIES!



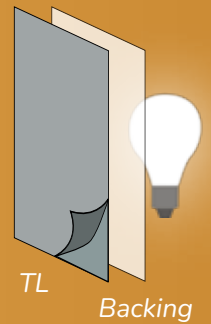
TRANSLUCENT / **STONE
BOARDS**

Our 'regular' Translucent decors are perfect for all lighting projects where ease of processing and flexibility are essential.

For optimal stability, an additional acrylic support is provided, depending on the size of the lighting object.

The more robust Stoneboards are the ideal choice when you want to illuminate large, flat surfaces without the need for additional support material.


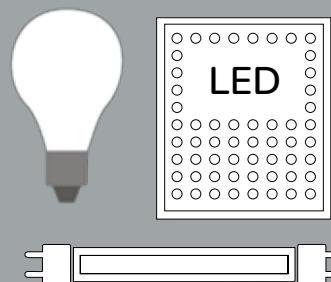
Due to the increased material thickness, no additional support is required here!



One light source -
diverse lighting effects!

Depending on the type and color of light you use behind the translucent stone panel, you can create entirely different lighting atmospheres.

Whether it's cool light, warm light, or colorful RGB light:
Everything is possible!





- ✓ Heat resistant up to 120°C / 248°F
- ✓ Fire class up to Cs3d0
- ✓ Robust & easy to maintain

WARM DESIGN FOR COLD DAYS



Slate-Lite standardly has the Fire-EU class **Cfl-s1** (according to EN 13501-01 for floor coverings) or **B1** (according to DIN 4102).

Upon request, *Slate-Lite* is also available in a special composition with the fire class **Cs3d0!**

MODERN FIREPLACES: ▶ FIREPLACE CLADDINGS & BACKSPLASHES



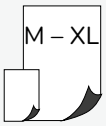
Crackling fireplace and cozy warmth - with our stone veneers, this experience becomes even more intense. Easy to use, *Slate-Lite* brings the **unmatched style of natural stone** directly into your home.

Slate-Lite is not only an eye-catcher but also robust enough to withstand high temperatures.

* BRIGHT COLLECTION

Light and friendly is the motto of the ,Bright Collection:
Whether smooth and with few patterns or with expressive lines and grain patterns
- a comfortable atmosphere is guaranteed with all decors here.

ICE PEARL
// LIMESTONE



SL

UTE

NOT SUITABLE FOR
WET AREAS!



Also available
as PURE ¹⁾

DETAIL

WHITE SPARKLE
// MARBLE

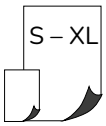


SL



DETAIL

BLANCO
// SLATE



SL

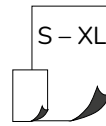
TL

UTE



DETAIL


FALLING LEAVES
// SLATE



SL

TL

UTE




DETAIL



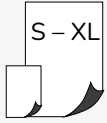
DID YOU KNOW?

Create unique lighting effects
with our *Translucent* line!

▶ Image Example: FALLING LEAVES



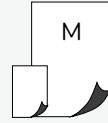
TAN
// SLATE



UTE



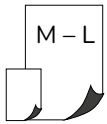
ITALIAN
WHITE
// MYCA




SL



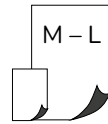
ARCTIC
WHITE
// MARBLE



SL



SILVIA
// MARBLE

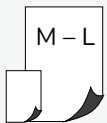


SL

UTE




BRIGHT
CREEK
// MARBLE



SL

UTE



CLEAR
WHITE
// SANDSTONE



SL

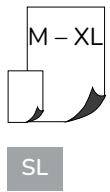




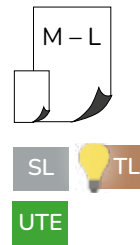
* COLOUR COLLECTION

For those who prefer something more eye-catching, our 'Colour Collection' offers a variety of possibilities: Vibrant colors and expressive textures liven up any space and provide exciting design options.

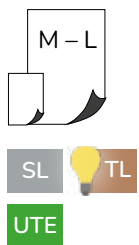
CLEAR WHITE STRIPES
// SANDSTONE




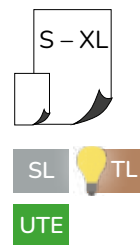
MOLTO ROSA
// SLATE



COBRE
// MYCA



TERRA ROSSO
// SLATE



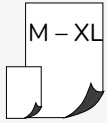
DID YOU KNOW?

Create unique lighting effects with our *Translucent* line!

▶ Image Example: TERRA ROSSO



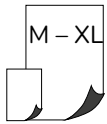
TEAK WOOD
// SANDSTONE



RAINBOW
// SANDSTONE



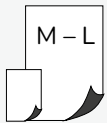
PINK LIMESTONE
// LIMESTONE



RED SAND
// SANDSTONE



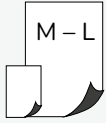
COBRE NEW
// MYCA



SILVIA VEIN
// MARBLE



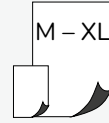
RED SHELL
// MARBLE



SL



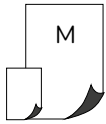
RED CREEK
// MARBLE



SL



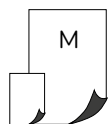
BELGIUM BLUE
// SLATE



SL



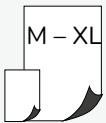
SILVIA WILD
// MARBLE



SL



GREEN PEARL
// LIMESTONE



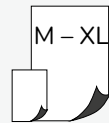
SL

UTE

NOT SUITABLE FOR WET AREAS!



MYSTIC WHITE
// MARBLE



SL

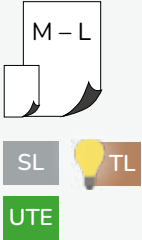
UTE



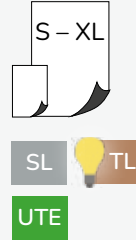
* SHINY COLLECTION

For more sparkle in your life: The decors in our ‚Shiny Collection‘ reflect light thanks to the natural quartzite content in the stone, creating a truly shiny atmosphere.


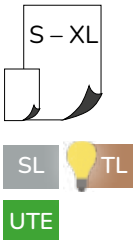
VERDE GRIS
// MYCA



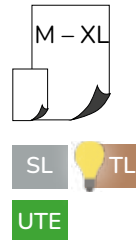
BURNING FOREST
// MYCA



SILVER GREY
// MYCA



MARE
//MYCA



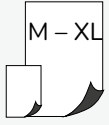
DID YOU KNOW?

Create unique lighting effects with our *Translucent* line!

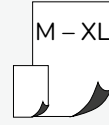
▶ Image Example: BURNING FOREST



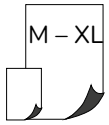
GALAXY BLACK
// MYCA



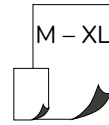
MATRIX
// MYCA



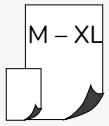
GREY LIMESTONE
// LIMESTONE



ARGENTO
// MYCA



ARGENTO AURO
// MYCA



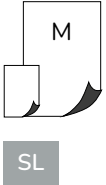
AURO
// MYCA



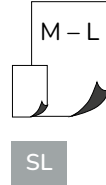
* STRUCTURE COLLECTION

The decors in our ‚Structure Collection‘ all feature bold textures and grain patterns on the stone surface. Together with the intense colors, it's the perfect choice for those who prefer something more robust and rough.

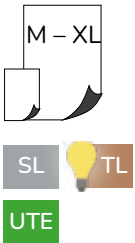
SWISS GREY
// SANDSTONE



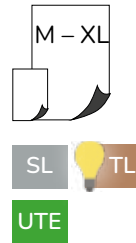
GREEN RIVER
// SLATE



RAINFOREST GREEN
// MARBLE




RAINFOREST BROWN
// MARBLE



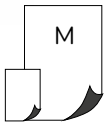
DID YOU KNOW?

Create unique lighting effects with our *Translucent* line!

► Image Example: RAINFOREST GREEN



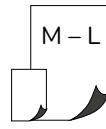
SUMMER BREEZE
// SANDSTONE



SL




DARK CREEK
// MARBLE

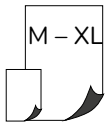


SL

UTE



MONSOON BLACK
// MARBLE

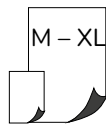


SL

UTE



BLACK PEARL
// SANDSTONE

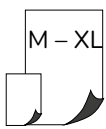


SL

UTE



VERDE
// MYCA



SL



UTE



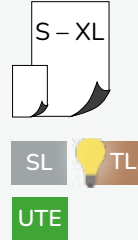
* DARK COLLECTION

Timelessly classic and elegant: The decors in our ‚Dark Collection‘ create perfect contrasts and seamlessly blend into any style of interior design. For design statements with style!

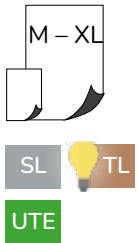
NERO
// SLATE



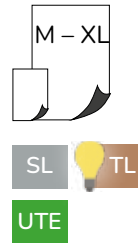
RUSTIQUE
// SLATE



CALIFORNIA GOLD
// SLATE



D.BLACK
// MYCA

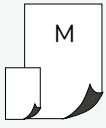


DID YOU KNOW?
Create unique lighting effects with our *Translucent* line!

▶ Image Example: RUSTIQUE



JADE GREEN
// LIMESTONE

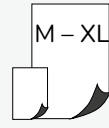


SL

UTE



ARCOBALENO
COLORE NEW
// SLATE

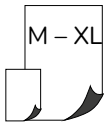


SL TL

UTE



CALIFORNIA
GREY
// SLATE

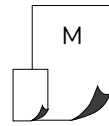


SL TL

UTE



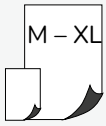
BLACK
LINE
// SLATE



SL



TERRA
NOIR
// SLATE



SL



Available
in 3 versions ¹⁾

MOUNTING: EASIER THAN YOU THINK!

Thanks to the low overall thickness of the material, *Slate-Lite* can be installed in just a few simple steps. Whether it's cutting, adhesive application, or protecting against extreme stress - our stone veneers can be assembled by non-professionals as well!

1

CUTTING

Cut the stone veneer to the appropriate size if necessary. This can be done using a hand saw, table saw, multitool, or laser.



2

PROTECTION

Depending on the application location, apply impregnation or sealing with a short-nap roller.



3

ADHESIVE

Apply an appropriate adhesive evenly on the mounting surface or the back of the material.



4

INSTALLATION

Position the stone veneers at the desired location and press them in place.
DONE, THAT'S IT!



STONE TYPES, AND SIZES

CHARACTERISTICS



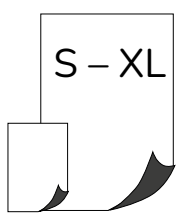
Slate-Lite is handcrafted from natural layered stone.

► **Each stone sheet is a unique masterpiece!** ◀

Color variations in individual sheets, quartz veins running through the stone, or natural cracks and structural changes are qualities of the 100% natural stone surface.

Nevertheless, our **5 types of stone** have some basic characteristics and features that are core attributes of each stone type:

SLATE	MICA/Myca	LIMESTONES	SANDSTONES	MARBLE
Our multicolor slates typically have a slightly softer stone surface and impress with their rich colors as well as constantly changing patterns and textures.	Mica typically has a slightly rougher surface with homogeneous patterns. A special eye-catcher is the shine effect created by the natural quartzite content in the stone.	Our limestones impress with a smoother surface and relatively homogeneous patterns and textures.	Sandstones stand out with a slightly rough, somewhat grainy surface featuring subtle height variations and partial, smaller protrusions with greater overall thickness..	The split-rough surface with strong veining and protrusions on the surface is the core characteristic of marble. Constantly changing patterns and partial structures with greater overall thickness create an exciting overall appearance.



	300 x 600 mm	1.200 x 600 mm	1.220x 610 mm	2.400 x 1.200 mm	2.800 x 1.200 mm	Custom size
	S	M		L	XL	
SLATE/LITE	✓	—	✓	✓	✓	✓
ULTRA THIN ^{eco+}	—	—	✓	✓	—	✓
TRANSLUCENT	—	—	✓	✓	—	✓
ULTRA THIN TRANSLUCENT	—	—	✓	✓	—	✓
STONE BOARDS	—	—	—	✓	—	✓

ACCESSORIES

In perfect coordination, our extensive range of accessories enables worry-free handling at the highest level. Whether it's adhesive, protective products, or suitable tools: We offer everything you need for perfect processing.



CARE

SPECIAL CLEANER

Removes adhesive residues
250 ml / 1.000 ml



CARE

AKEMI OIL AND GREASE REMOVER

Removes oil and grease stains
250 ml



PROTECTION

SPECIAL IMPREGNATOR

Protection against oil, grease,
and water stains
1.000 ml



PROTECTION

SPECIAL PROTECTION

Weatherproof impregnation with
beading effect
250 ml / 1.000 ml



PROTECTION

2C-PROTECTION FURNITURE

Specifically designed for furniture
processing
625 ml / 3.125 kg



PROTECTION

EXTREME PROTECTION

Sealing for high usage
areas like kitchen & bathroom
1,2 kg / 2,4 kg / 4,8 kg



ADHESIVE

SLATE-LITE EXTREME ADHESIVE

Slate-Lite adheres both indoors
and in outdoor and wet areas

600 ml
7 kg
15 kg

SLATE/LITE (B3) ULTRA/THIN^{eco} (A2)



ADHESIVE

TRANSLUCENT CRYSTAL CLEAR

Invisible adhesive bonds for *Translucent*

TRANSLUCENT 600 ml



ADHESIVE

INSTANT ADHESIVE

Super glue with activator spray for
fixing troublesome spots

150 ml / 20 g



We continuously optimize our products, so it's possible that individual accessories may have been replaced since the printing of this catalog. We always guide and support on the products, so you get the right product for you projects . We have datasheets and guidelines for all our products.



ADHESIVE

HRANIFIX PREMIUM
Spray contact adhesive



APPLICATION

ADDITIONAL ACCESSORIES
Cold wax for edge processing
Natural stone silicone



APPLICATION

PROCESSING TOOLS
A2/B3 notched trowel
Finishing spatula
Sausage caulking gun
Short pile rollers/roller frames



MOLDING PROFILES

CONNECTING PROFILES PROFILE

4,8 x 3,0 x 34 x 2.500 mm

END PROFILE

4,8 x 2,0 x 32 x 2.500 mm

EXTERNAL CORNER PROFILE

30 x 5,0 x 40 x 2.500 mm

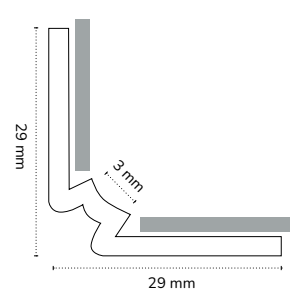
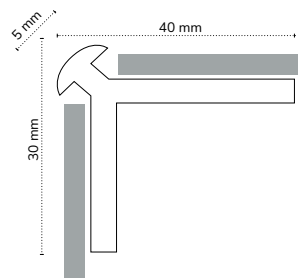
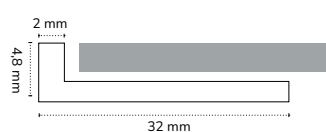
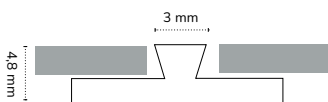
INTERIOR CORNER

29 x 3,0 x 29 x 2.500 mm

BLACK

SILVER

STEEL



HH LUX®

When nature meets interior design

WE LOOK FORWARD TO MAKING YOUR
DREAMS COME TRUE!

